

# Accessories

## Aculife Hearing Aid Cleaning Tool Kit

All the tools you will need for routine cleaning of your hearing aids in a handy carry case.



[Tauranga](#)

## Auragel earmold sealant/lubricant

Makes your earmold easier to fit. Helps to alleviate acoustic feedback. 2 sizes available (small and large)



[Tauranga](#)

[Napier](#)

[Wanganui](#)





## Badges Hearing Impaired (Black/White)





Pin on to your shirt or jacket. Size 1cm x 4cm








[Otago / Dunedin](#)



[Tauranga](#)

<p style="text-align: center;"><b>Badges</b> <b>'I Have Hearing Loss'</b></p> <p>Badge alerting of Hearing Impairment</p> <p>Useful lapel badges that indicate you have a hearing loss.</p>		<p><a href="#">Tauranga</a></p> <p><a href="#">Christchurch</a></p> <p><a href="#">Wanganui</a></p>
<p><b>Beltone Sentry Wax Guards</b></p>		<p><a href="#">Tauranga</a></p> <p><a href="#">Otago / Dunedin</a></p> <p><a href="#">Wanganui</a></p>
<p style="text-align: center;"><b>Brushes</b></p> <p>Assorted brushes available</p> <p>Some with a magnet on the end for easy insertion of your hearing aid batteries</p>		<p><a href="#">Otago / Dunedin</a></p> <p><a href="#">Christchurch</a></p> <p><a href="#">Napier</a></p> <p><a href="#">Wanganui</a></p>
<p><b>Cleansing Beaker</b></p> <p>Used with cleaning tablets to clean hearing aid moulds.</p>		<p><a href="#">Tauranga</a></p> <p><a href="#">Napier</a></p>




<p><b>Cleansing Tablets</b></p> <p>Remove stains and disinfect your ear moulds</p>		<p><a href="#">Tauranga</a></p> <p><a href="#">Christchurch</a></p> <p><a href="#">Napier</a></p>
<p><b>Cleaning Tool Kits</b></p> <p>Hearing Aid Cleaning Tools</p> <p>Comes with Brush, pick and magnetic end to pick up batteries</p>		<p><a href="#">Tauranga</a></p> <p><a href="#">Nelson</a></p> <p><a href="#">Napier</a></p>
<p><b>Cleansing Stick</b></p> <p>Cleanser and disinfectant</p>		<p><a href="#">Napier</a></p>
<p><b>Dry Aid Kit Microwavable</b></p> <p>ReSound dry-aid kit</p>		<p><a href="#">Tauranga</a> _</p> <p><a href="#">Otago / Dunedin</a></p>

<p style="text-align: center;"><b>Dry Aid Kits</b></p> <p>Comes with crystals that can be reactivated in the microwave when the crystals turn green.</p> <p>Hearing aids should be stored in an air tight container with drying crystals when not in use. The crystals help to remove the moisture from the hearing aids.</p> <ul style="list-style-type: none"> <li>• Place the desiccant beads in the microwave</li> <li>• Heat for 20 seconds to reactive</li> <li>• Once they are orange they can be re-used again - SIMPLE!</li> </ul>		<p><a href="#">Otago / Dunedin</a></p> <p><a href="#">Napier</a></p> <p><a href="#">Wanganui</a></p>
<p style="text-align: center;"><b>Drying Beaker</b></p> <p style="text-align: center;">Hearing and drying beaker</p>		<p><a href="#">Tauranga</a></p> <p><a href="#">Christchurch</a></p> <p><a href="#">Napier</a></p> <p><a href="#">Wanganui</a></p>
<p style="text-align: center;"><b>Drying Pellets</b></p>		<p><a href="#">Wellington</a></p>



<p>Moisture-removing crystals to protect your hearing aid.</p> <ul style="list-style-type: none"> <li>• Protects aids from the effects of moisture and humidity.</li> <li>• Pellets change colour when no longer effective.</li> <li>• 6 pellets per pack.</li> </ul>		
<p><b>Drying Tablets</b></p> <p>Hearing aid drying tablets to use with drying beaker</p>		<p><a href="#">Tauranga</a></p> <p><a href="#">Christchurch</a></p> <p><a href="#">Napier</a></p> <p><a href="#">Wanganui</a></p>
<p><b>Ginko Care Cream (Ginko Biloba based)</b></p> <p>A cream that prevents and soothes irritation to the ear.</p> <p>Soothes and protects the Skin in contact with Hearing Aids.</p>		<p><a href="#">Tauranga</a></p> <p><a href="#">Nelson</a></p> <p><a href="#">Christchurch</a></p> <p><a href="#">Wanganui</a></p>
<p><b>Hansaton Dry Box</b></p>		<p><a href="#">Tauranga</a></p>



<p><b>Hearing Aid Care</b></p> <p>Useful tools for hearing aid maintenance, available individually or a complete set.</p> <ul style="list-style-type: none"> <li>• "Toothbrush": \$2.60</li> <li>• Cleaning brush (no magnet): \$2.60</li> <li>• Cleaning brush (with magnet): \$2.60</li> <li>• Vent Cleaning Tool: \$1.00</li> <li>• Cleaning Tool Kit: \$1.30</li> </ul>		<p><a href="#">Wellington</a></p> <p><a href="#">Wanganui</a></p>
<p><b>Hearing Aid Drying Box</b></p> <p>Air tight container to store your hearing aids in when not in use</p> <p>For use with the hearing aid drying capsules</p>		<p><a href="#">Otago / Dunedin</a></p>
<p><b>Hearing Aid Tubing</b></p>		<p><a href="#">Tauranga</a></p>

<p>Assortment of Hearing Aid Tubing</p> <p>We stock an assortment of sizes of hearing aid tubing</p>		<p><a href="#">Christchurch</a></p> <p><a href="#">Wanganui</a></p>
<p><b>Hear Well Range</b></p> <p>Very safe and softens hard to remove ear wax.</p> <p>Our specialist ear nurses recommend this product for clients with hard wax in their ears which needs to be softened before ear wax removal by suction</p>		<p><a href="#">Wellington</a></p> <p><a href="#">Christchurch</a></p> <p><a href="#">Wanganui</a></p>
<p><b>Kapak Electric Dry-Box</b></p> <p>Electronic drying for all types of hearing aids</p> <p>Simple to use - just plug in, place your hearing aids with the battery compartment open under lid and turn on. LED light will appear. The device will gently warm. Will turn off after approx. 2.5 hours</p>		<p><a href="#">Tauranga</a></p> <p><a href="#">Wanganui</a></p>

<p><b>NewSound Hearing Aid Accessories</b></p> <p>Full range of replacement tubing, wax guards, domes, etc are available for the NewSound Hearing aids. Contact office for details</p>		<p><a href="#"><u>Tauranga</u></a></p>
<p><b>Oticon No Wax (Wax Guard)</b></p> <p>Includes six individual tabs with two prongs on each. Use the empty prong to pull out the old wax guard and replace it with the new one provided on the second prong. No Wax is made from environmentally friendly material, making it easy to discard after use.</p>		<p><a href="#"><u>Tauranga</u></a></p> <p><a href="#"><u>Otago / Dunedin</u></a></p> <p><a href="#"><u>Christchurch</u></a></p> <p><a href="#"><u>Wanganui</u></a></p>
<p><b>OTO-Ginkutan</b></p> <p>Good for itchy ears. Helps with irritation and protects the skin.</p>		<p><a href="#"><u>Napier</u></a></p>



<p><b>Phonak Cleansing Spray</b></p> <p>Gentle cleanser and disinfectant</p>		<p><a href="#">Napier</a></p>
<p><b>Phonak Moist Cleansing Tissues</b></p> <p>Cleanser and disinfectant</p>		<p><a href="#">Napier</a></p>
<p><b>Puffer</b></p> <p>Blows out wax etc trapped in your tubing or mould</p> <p>To help blow out any wax or debris trapped in your tubing or mould</p>		<p><a href="#">Tauranga</a></p> <p><a href="#">Nelson</a></p> <p><a href="#">Christchurch</a></p> <p><a href="#">Napier</a></p> <p><a href="#">Wanganui</a></p>
<p><b>Vent Cleaner Floss</b></p> <p>Pull through soft cleanser for mould or vent hole</p>		<p><a href="#">Napier</a></p> <p><a href="#">Wanganui</a></p>
<p><b>Vent Cleaner Tool</b></p> <p>Removes wax from vent</p>		<p><a href="#">Napier</a></p>

<p><b>Wax Guards</b></p> <p>We stock a range of popular wax guards and we can order others.</p>		<p><a href="#">Tauranga</a></p> <p><a href="#">Nelson</a></p> <p><a href="#">Christchurch</a></p> <p><a href="#">Napier</a></p> <p><a href="#">Wanganui</a></p>
<p><b>Wax Hooks</b></p> <p>Removes wax deposits</p>		<p><a href="#">Napier</a></p>